

relatorio DOC-PG-ITA - DOC-FIS

DOC-FIS 2015 to >2020

modelo baseado no do EEC

Overall research performance

Entity: DOC-FIS · Year range: 2015 to 2021 · Data source: Scopus, up to 17 Mar 2021 ·

501 ▲

Scholarly Output 🇸

59.7% Open Access

27 ▼

Researchers

0.91

Field-Weighted Citation Impact 🇸

3,598

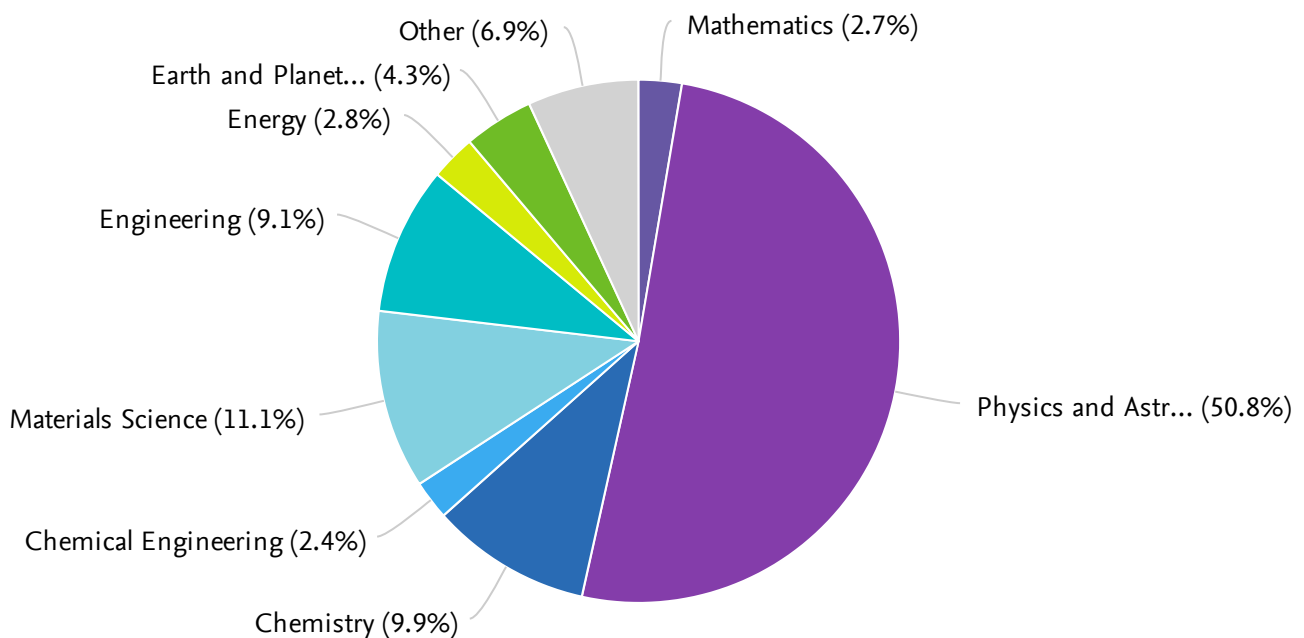
Citation Count 🇸

7.2

Citations per Publication 🇸

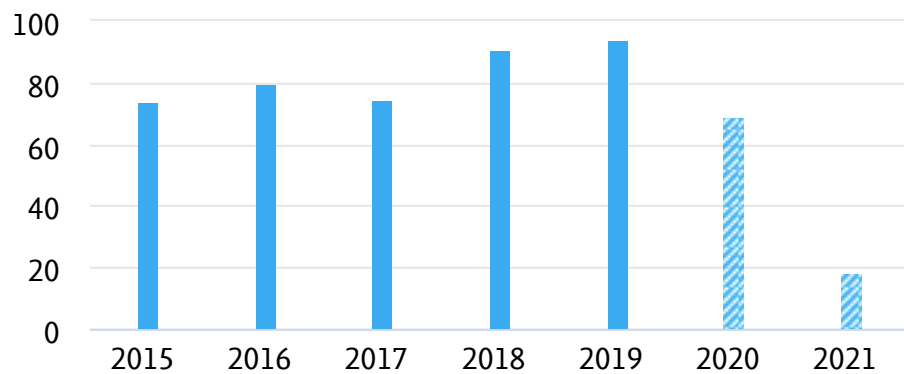
Publications by Subject Area

Entity: DOC-FIS · Year range: 2015 to 2021 · Data source: Scopus, up to 17 Mar 2021 ·



Scholarly Output

Entity: DOC-FIS · Year range: 2015 to 2021 · Data source: Scopus, up to 17 Mar 2021 ·



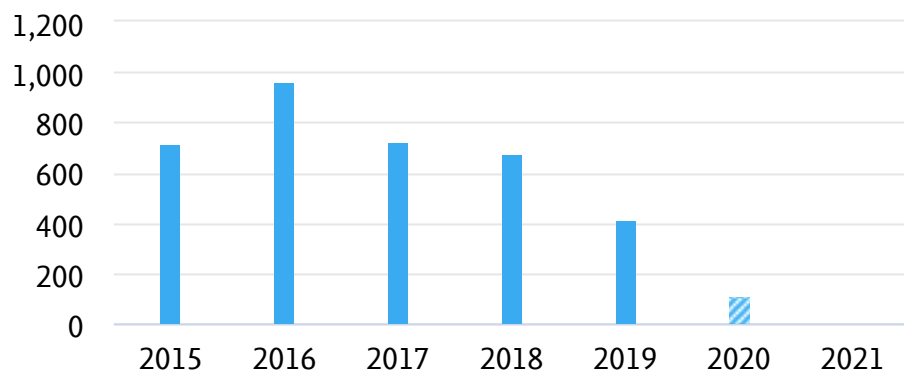
501

number of publications by authors
in DOC-FIS

▨ Incomplete year

Citation Count

Entity: DOC-FIS · Year range: 2015 to 2021 · Data source: Scopus, up to 17 Mar 2021 ·



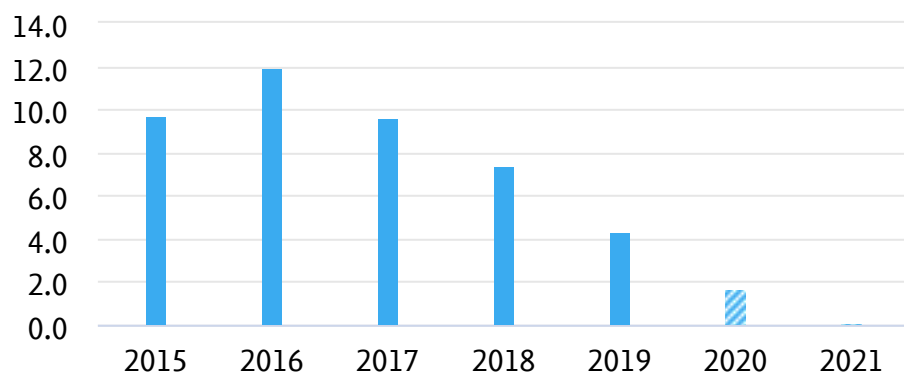
3,598

number of citations received by
publications in DOC-FIS

▨ Incomplete year

Citations per Publication

Entity: DOC-FIS · Year range: 2015 to 2021 · Data source: Scopus, up to 17 Mar 2021 ·



7.2

average number of citations per publication in DOC-FIS

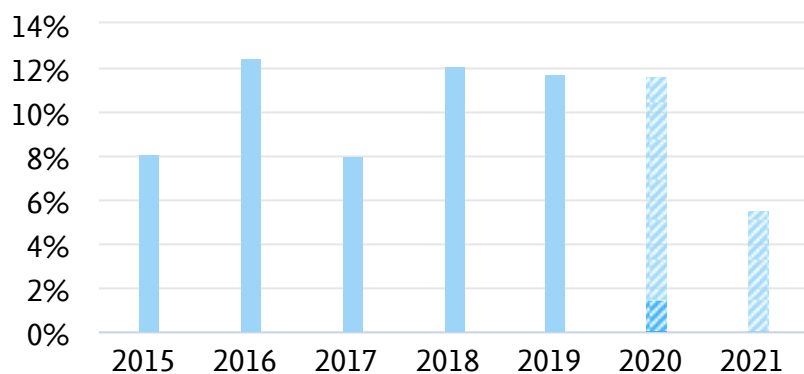
▨ Incomplete year

Outputs in Top 10% Citation Percentiles (field-weighted)

Entity: DOC-FIS · Year range: 2015 to 2021 · Data source: Scopus, up to 17 Mar 2021 ·

Share of publications in DOC-FIS that are among the most cited publications worldwide

field-weighted



53 (10.6%)

number of publications in the top 10% most cited publications worldwide

■ % publications in top 10% most cited

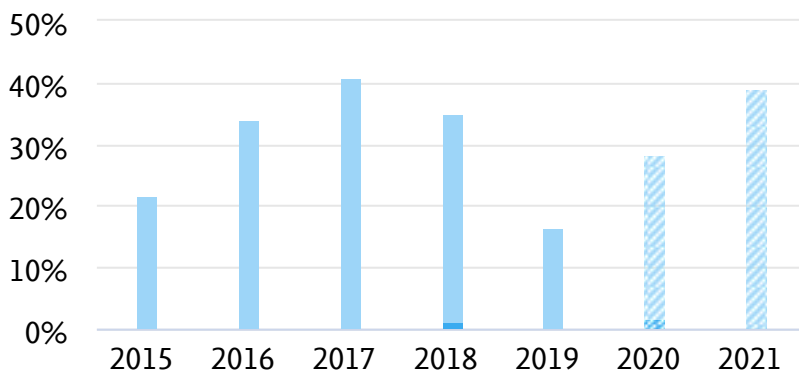
■ % publications in top 1% most cited

▨ Incomplete year

Publications in Top Journal Percentiles by CiteScore Percentile

Entity: DOC-FIS · Year range: 2015 to 2021 · Data source: Scopus, up to 17 Mar 2021 ·

Share of publications in DOC-FIS that are in the top journals by CiteScore Percentile



136 (29.5%)

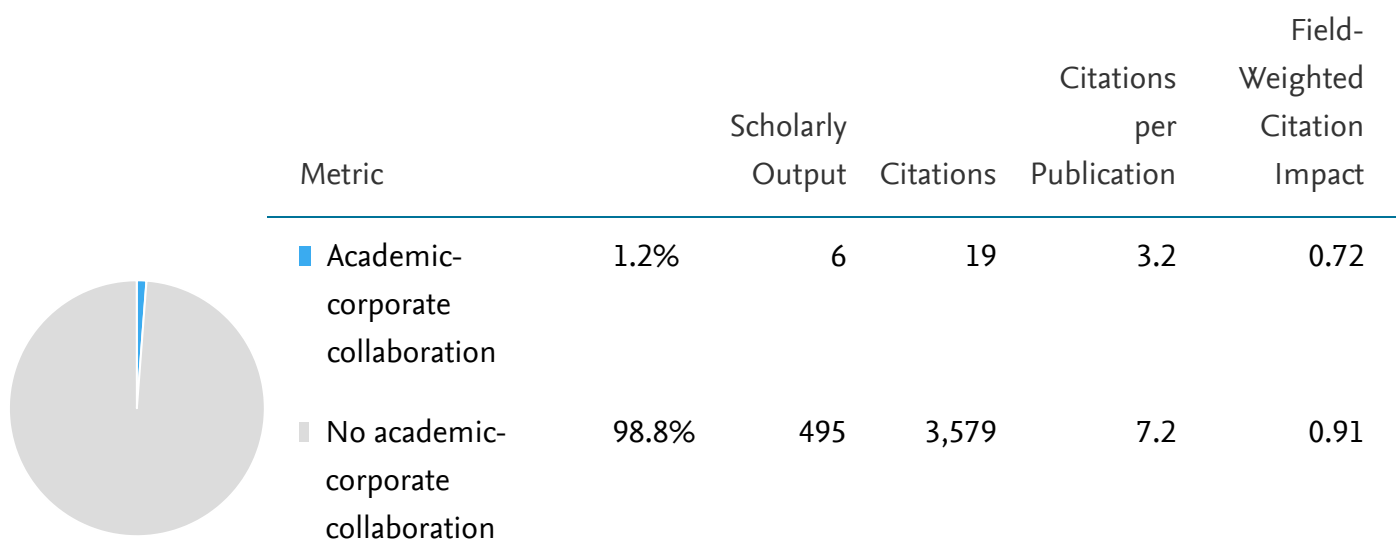
number of publications in the top 10% journals by CiteScore

- % publications in top 10% journals
- % publications in top 1% journals
- ▨ Incomplete year

Academic-Corporate Collaboration

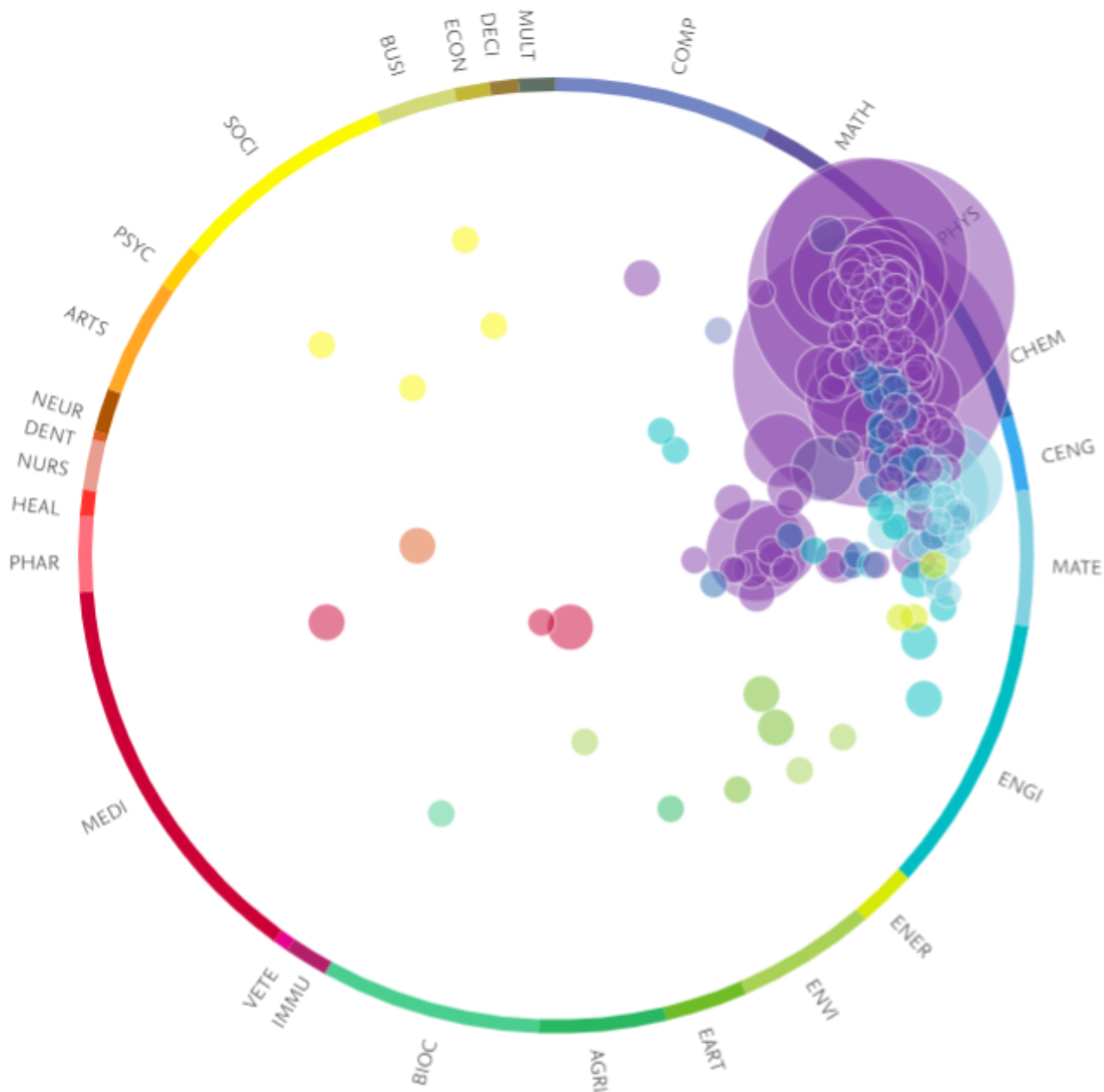
Entity: DOC-FIS · Year range: 2015 to 2021 · Data source: Scopus, up to 17 Mar 2021 ·

Scholarly Output in DOC-FIS with both academic and corporate author affiliations



Topics

Entity: DOC-FIS · Year range: 2015 to 2021 · Data source: Scopus, up to 17 Mar 2021 ·



Topics

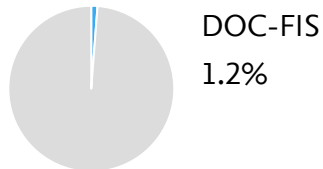
COMP	Computer Science	PHAR	Pharmacology, Toxicology and Pharmaceutics
MATH	Mathematics	HEAL	Health Professions
PHYS	Physics and Astronomy	NURS	Nursing
CHEM	Chemistry	DENT	Dentistry
CENG	Chemical Engineering	NEUR	Neuroscience
MATE	Materials Science	ARTS	Arts and Humanities
ENGI	Engineering	PSYC	Psychology
ENER	Energy	SOCI	Social Sciences
ENVI	Environmental Science	BUSI	Business, Management and Accounting
EART	Earth and Planetary Sciences	ECON	Economics, Econometrics and Finance
AGRI	Agricultural and Biological Sciences	DECI	Decision Sciences
BIOC	Biochemistry, Genetics and Molecular Biology	MULT	Multidisciplinary
IMMU	Immunology and Microbiology		
VETE	Veterinary		
MEDI	Medicine		

Academic-Corporate Collaboration summary

Entity: DOC-FIS · Year range: 2015 to 2021 ·

Data source: Scopus, up to 17 Mar 2021 ·

Publications with both academic and corporate affiliations

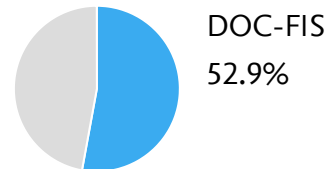


International Collaboration summary

Entity: DOC-FIS · Year range: 2015 to 2021 ·

Data source: Scopus, up to 17 Mar 2021 ·

Publications co-authored with researchers in other countries/regions

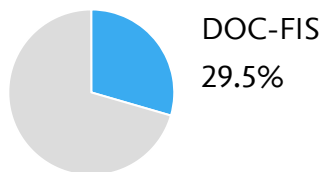


Publications in Top 10% Journal Percentiles by CiteScore Percentile

Entity: DOC-FIS · Year range: 2015 to 2021 ·

Data source: Scopus, up to 17 Mar 2021 ·

Publications in top 10% journals by CiteScore Percentile

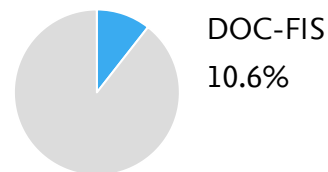


Outputs in Top 10% Citation Percentiles summary

Entity: DOC-FIS · Year range: 2015 to 2021 ·











Data source: Scopus, up to 17 Mar 2021 ·

Publications in top 10% most cited worldwide (field-weighted)



Top collaborating Institutions

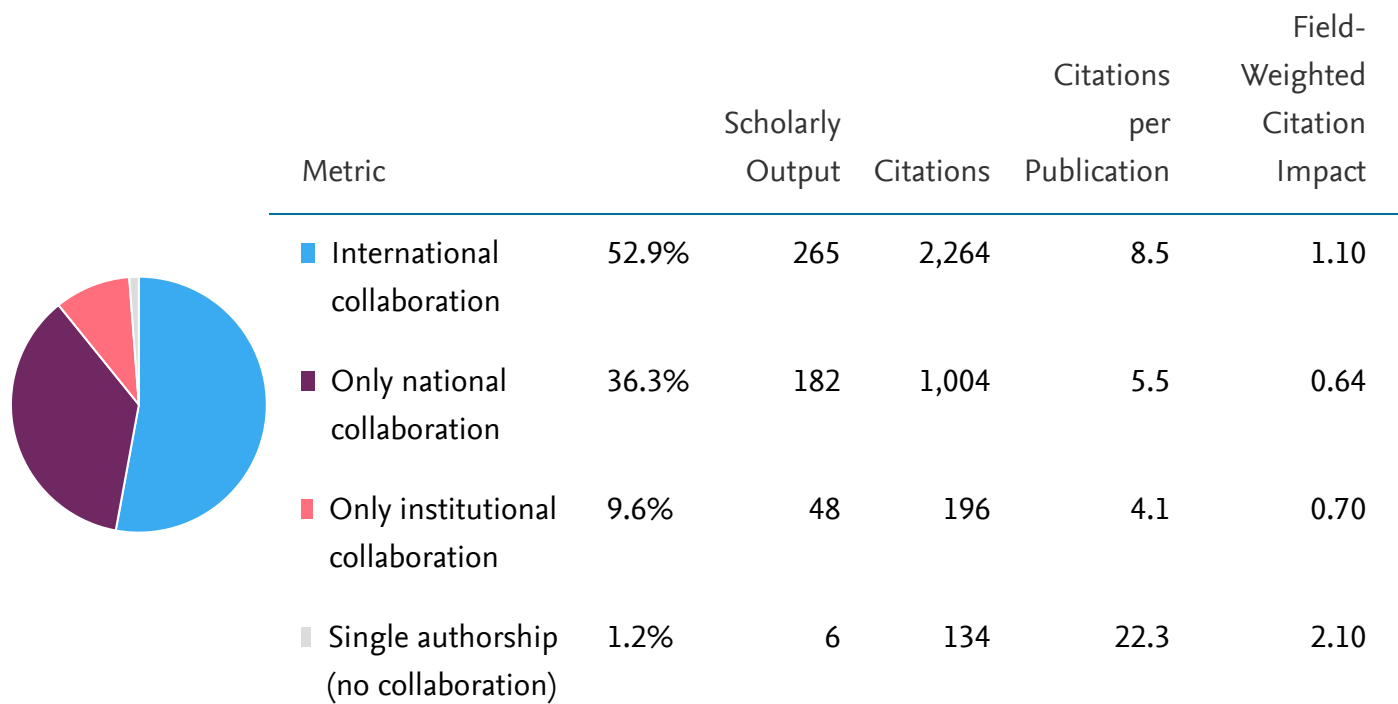
Entity: DOC-FIS · Year range: 2015 to 2021 · Data source: Scopus, up to 17 Mar 2021 ·

	Institution	Co-authored publications	Citations received for co-authored publications	Co-authors	Field-Weighted Citation Impact
1	 Instituto Tecnológico de Aeronáutica	462 ▲	3,291	207 ▲	0.91
3	 Universidade Estadual Paulista Júlio de Mesquita Filho	62 ▲	387	49 ▲	0.82
6	 Instituto Nacional de Pesquisas Espaciais	38 ▼	296	19 ▼	0.86
4	 Comando Geral de Tecnologia Aeroespacial	45 ▲	271	23 ▲	0.94
2	 Universidade de São Paulo	65 ▲	258	46 ▲	0.86
5	 Universidade do Vale do Paraíba	40 ▼	250	40 ▼	0.62
8	 University of Rome La Sapienza	23 ▲	173	11 ▲	1.22
7	 Universidade Federal de São Paulo	30 ▼	144	20 ▼	0.80
9	 National Institute for Nuclear Physics	22 ▲	141	12 ▲	0.92
10	 Universidade Federal Fluminense	18 ▼	101	13 ▼	0.54

Collaboration

Entity: DOC-FIS · Year range: 2015 to 2021 · Data source: Scopus, up to 17 Mar 2021 ·

Scholarly Output in DOC-FIS, by amount of international, national and institutional collaboration



Researchers

Entity: DOC-FIS · Year range: 2015 to 2021 · Data source: Scopus, up to 17 Mar 2021 ·

Name	Scholarly Output	Most recent publication	Citations	<i>h</i> -index
1. Frederico, Tobias	106	2021	506	39
2. MacHado, Francisco Bolivar Correto	50	2020	378	17
3. Carlson, Brett Vern	49	2021	318	23
4. Malheiro, Manuel	49	2021	402	28
5. Pessoa, Rodrigo Savio	49	2021	323	15
6. Moraes, Pedro Henrique Ribeiro Da Silv	47	2020	1,003	19
7. Maclel, Horacio Santiago	33	2020	279	20
8. Teles, Lara K�hl	32	2021	386	23
9. Da Silva Sobrinho, Argemiro Soares	28	2021	112	15
10. Marques, Marcelo	28	2020	386	17
11. de Paula, Wayne S.	26	2021	106	11
12. Louren�o, Odilon	25	2021	152	15
13. Ferr�o, Luiz F.A.	23	2020	109	8
14. Rempel, Erico Luiz	20	2020	62	16
15. Dutra, Mariana	19	2021	111	13
16. Chaves, Andr� J.	16	2020	115	8
17. Spada, Rene Felipe Keidel	16	2020	52	6
18. Roberto, Marisa	14	2019	45	10
19. Guilhon, Ivan	12	2020	84	5

Researchers

Name	Scholarly Output	Most recent publication	Citations	<i>h</i> -index
20. Amorim, J.	11	2021	38	19
21. Ridenti, Marco A.	11	2021	86	9
22. Pompeia, P. J.	10	2019	39	9
23. Germano, José Silvério Edmundo	6	2019	3	5
24. Silva, Carlos Alberto Bomfim	6	2021	12	5
25. de Amorim, Jayr	6	2021	33	3
26. Filho, Jayr Amorim	1	2016	25	1
27. Fredericob, Tobias	1	2015	1	1

Citing-Patents Count

Entity: DOC-FIS · Year range: 2015 to 2021 · Data source: Patent data, up to 17 Mar 2021 ·

Patent-Cited Scholarly Output

Entity: DOC-FIS · Year range: 2015 to 2021 · Data source: Patent data, up to 17 Mar 2021 ·